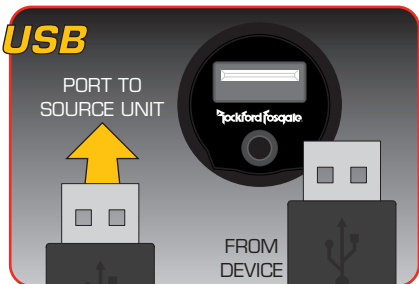
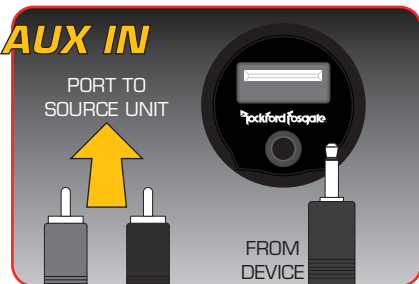


USB



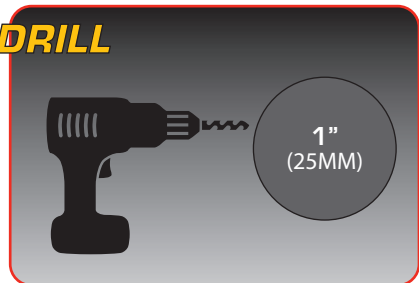
The panel mount USB port allows for convenient mounting for easy access. There is a 6 foot extension cable from the rear of the port that connects to your hideaway black box or source unit.

AUX IN




The panel mount 1/8" (3.5mm) input port offers convenient mounting for AUX input. There is a 6 foot extension cable with RCA's from the rear of the port that connects to your hideaway black box or source unit.

DRILL



To mount your PAUX, find a flat panel and drill a 1" (25mm) hole. Make sure to check behind the panel for proper clearance prior to drilling.

MOUNT



Once you have the hole drilled, remove the retaining nut and insert the PAUX with cables through the hole. Slide the retaining nut over the cables and proceed to tighten. Plug the RCA and USB cables into the source unit.